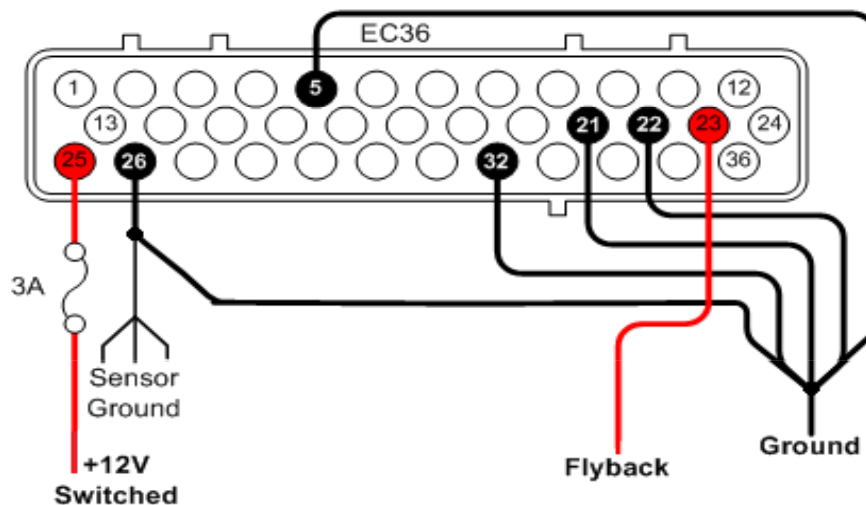


## VEMS 2jzGTE connection chart

<u>Component</u>	<u>Function</u>	<u>Vems pin EC36</u>
Ign Coil 1	Grounding output	35
Ign Coil 2	Grounding output	12
Ign Coil 3	Grounding output	34
Ign Coil 4	Grounding output	36
Ign Coil 5	Grounding output	11
Ign Coil 6	Grounding output	33
Injector 1	Grounding output	7
Injector 2	Grounding output	19
Injector 3	Grounding output	8
Injector 4	Grounding output	20
Injector 5	Grounding output	9
Injector 6	Grounding output	18
Sw. Ignitionlock +12V (15)	Sw. +12V	25
Tacho	Grounding output	EC18/4
Crank trigger (VR) +	Signal +	27
Crank trigger (VR) -	Signal -	26
Camshaft trigger	Signal	N/C
TPS	Signal	1
TPS	Feed +5V	29
IAT	Signal	2
CLT	Signal	14
Fuelpump	Grounding output	10
Main relay control	Grounding output	N/C
Power ground (31)	Ground	5
Power ground (31)	Ground	21
Power ground (31)	Ground	22
Power ground (31)	Ground	32
Sensor Ground	Ground	26
Flyback	Conn to Inj feed	23


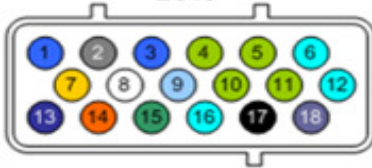


# VEMS V3.6 ECU Pin outs

View from back of Econoseal plugs



EC18



EC36

